



Pudsey Waterloo
Primary School

Welcome to Year 5

2025-2026



Pudsey Waterloo
Primary School

Who's Who

5RH Class Teacher: Mr Hutchinson

5LP Class Teacher: Miss Poole

**Supporting Adults: Mrs Kennedy, Mrs
Firth**

Safeguarding Team

Meet the Safeguarding Team

Support for our children and their families.



Mr Parker



Mr White



Mrs Booth



Mrs Watson



Mrs Jordan



Miss Breddy



Pudsey Waterloo
Primary School

History and Geography

Autumn Term - **History** - Anglo-Saxons and Vikings

Spring Term - **Geography** - South America

Summer Term - **History** - Ancient Maya

Geography - Volcanoes



Pudsey Waterloo
Primary School

Science

Autumn Term - Forces, Properties and changes to materials

Spring Term - Earth and Space, Living things and their habitats,

Summer Term - Animals including humans

Knowledge Organisers

Key information:

- The Romans withdrew from Britain around 410 AD and Anglo-Saxons invaded!
- The Anglo-Saxons created 7 Kingdoms.
- Anglo-Saxon and Viking words are still used today in place names and days of the week.
- The Vikings came from Scandinavia (Norway, Denmark and Sweden) and invaded Lindisfarne in Northern England.
- Vikings travelled by long ships.
- Vikings and Anglo-Saxons were of Pagan religion but converted to Christianity.
- King Alfred the Great became the first King of England.
- Bede and Gildas were monks who wrote about life in Anglo-Saxon Britain and the leaders of Britain.
- Anglo Saxons were famous for their oral story traditions. One famous legend from this time was Beowulf.

Year 5 Knowledge Organiser

Anglo-Saxons and Vikings



What to talk to your child about:

- Who were the Anglo Saxons and Vikings?
- Where did the Anglo Saxons and Vikings come from?
- When did the Anglo Saxons and Vikings invade and settle England?
- How did the Anglo Saxons and Vikings live?
- Who invented England?

Key Vocabulary

Anglo-Saxon	The name of the people who travelled from Germany and South Denmark and settled in Britain.
migration	Movement from one place to another in order to settle there.
Pagan	A person holding religious beliefs other than those of the main world religions. Someone who believes in many Gods.
invade	An armed force enters a country or region in order to occupy it.
settler/settlement	People who migrate to a new place. When people start a community this is called a settlement .
artefacts	An object from the past, which shows what life was like.

Key dates

<p>AD 449</p> <p>Anglo-Saxon invaders arrive in Britain.</p>	<p>AD 600</p> <p>Anglo-Saxons gradually take over England.</p>	<p>AD 793</p> <p>The Vikings attack from Norway.</p>
<p>AD 871</p> <p>Alfred the Great becomes King of Wessex.</p>	<p>AD 924</p> <p>Athelstan becomes the King of Wessex.</p>	<p>AD 937</p> <p>Athelstan defeats rebels in battle.</p>
<p>AD 939</p> <p>The Vikings invade England and take back the north.</p>	<p>AD 1042</p> <p>Edward the Confessor becomes king.</p>	<p>AD 1066</p> <p>King Harold is killed in the Battle of Hastings.</p>

Knowledge Organisers



Year 5 – Forces

Key Vocab

accelerate – To speed up.

air resistance – The force of air pushing against moving objects.

decelerate – To slow down.

force – A push or pull.

friction – A force that acts between two surfaces or objects that are moving, or trying to move, across each other.

gear – A toothed wheel that works with others to alter the relation between the speed of a driving mechanism (e.g. engine) and the speed of the driven parts (e.g. the wheels).

gravity – The force that pulls things towards the centre of the Earth.

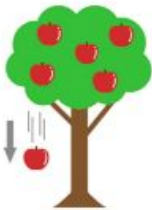
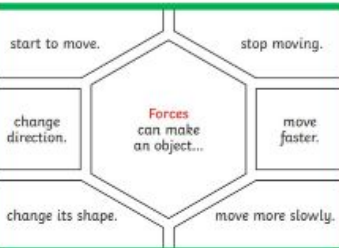
lever – A rigid bar resting on a pivot that is used to make moving loads easier.

mass – A measure of how much matter (or 'stuff') is in an object. Mass is measured in grams (g) and kilograms (kg).

pulley – A fixed wheel or group of wheels with a rope or chain in a grooved rim that is used to lift something up.

water resistance - The force of water pushing against moving objects.

weight – The measure of the force of gravity on an object. Weight is measured in newtons (N).



Sir Isaac Newton




Sir Isaac Newton was a scientist who is credited with discovering gravity. Legend has it that the idea came to him when he saw an apple falling from a tree in his garden. You can still visit his house now and see the famous apple tree!



Examples of forces in action:



Water resistance and air resistance are forms of friction. Friction is sometimes helpful and sometimes unhelpful. For example, air resistance is helpful as it stops the skydiver hitting the ground at high speed. Friction on a bike chain can make the bike harder to pedal so it is unhelpful.

Pulleys	Gears/Cogs	Levers
		
<p>Pulleys can be used to make a small force lift a lighter load. The more wheels in a pulley, the less force is needed to lift a weight.</p>	<p>Gears or cogs can be used to change the speed, force or direction of a motion. When two gears are connected, they always turn in the opposite direction to each other.</p>	<p>Levers can be used to make a small force lift a lighter load. A lever always rests on a pivot.</p>



Pudsey Waterloo
Primary School

Class Novels

Autumn Term - *Beowulf* by Michael Morporgo

Spring Term - *Coraline* by Neil Gaiman

Summer Term - *Journey to Jo'burg* by Beverley
Naidoo and *Holes* by Louis Sachar



Pudsey Waterloo
Primary School

Timetable

Thursday - PE (until end of October)

- Guitar (provided)

- Homework to be in

Friday - Homework set

Planners checked weekly

Our School Rules

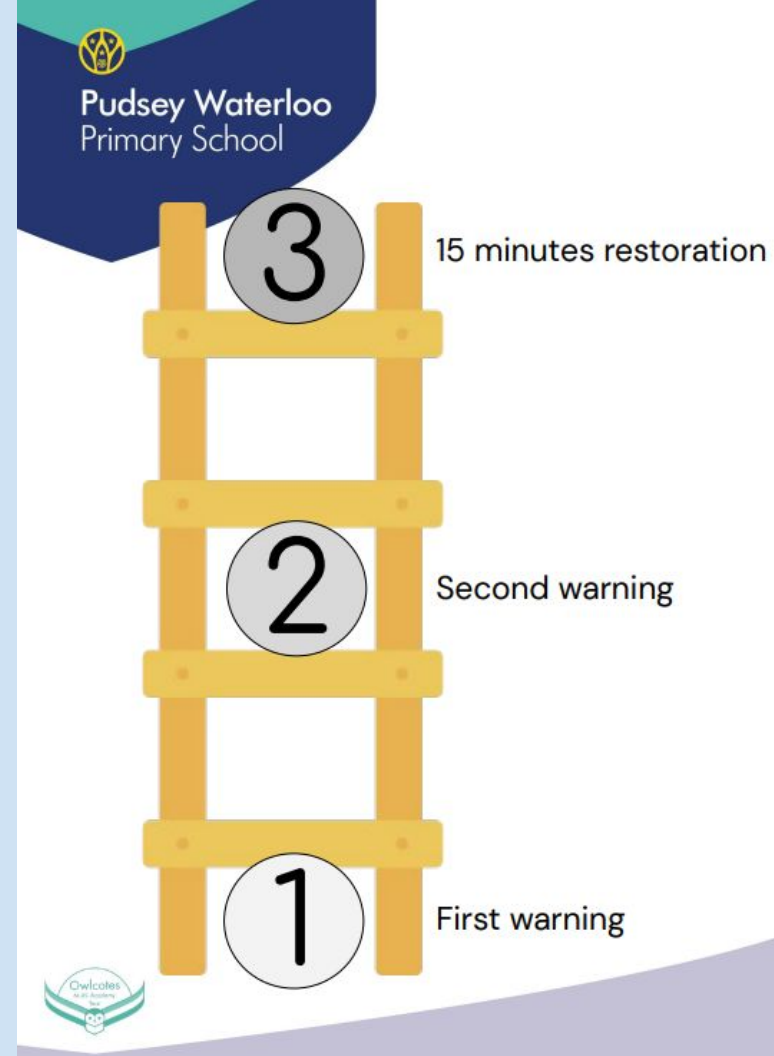
Be safe

Be kind

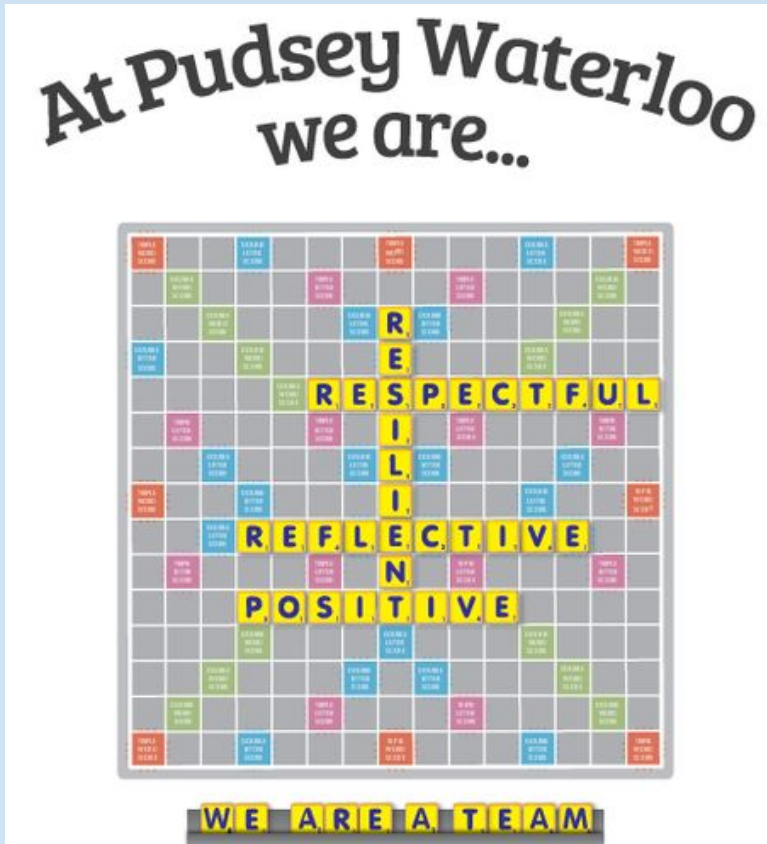
Be ready

Try your best!

- We have a behaviour policy that we call “The Ladder”.
- Children receive a verbal reminder prior to moving onto level 1.
- If children reach level 3, they will have a 15 minute restoration session during playtime where they will discuss their behaviour with a member of staff.
- Some behaviours may cause children to go straight to Level 3 such as violent or threatening behaviour.



Positive reinforcement and rewards:



Scrabble Board and 'Tile' party

Merits

Good worker certificates

'Spotted' certificates.



Pudsey Waterloo
Primary School

Homework

Ed Shed

Spelling Shed

Maths Shed

SPaG

The screenshot shows the EdShed website interface. At the top, the EdShed logo features a cartoon bee. Below the logo are three main sections: 'Assignments' (Games set for you), 'Challenges' (Challenge others to play), and 'Leagues' (Player and class leagues). Each section has a blue 'View >' button. Below these sections is a search bar with a '#' symbol and the text 'Enter 6-digit hive code to join game', followed by a blue 'Join' button. At the bottom, there are two large, colorful buttons for 'Spelling Shed' and 'Phonics Shed', each with a 'Play!' button and a play icon.

The cover of the 'KS2 English Grammar, Punctuation & Spelling' Targeted Question Book is shown. It features a purple and white color scheme. At the top, there are fields for 'Name' and 'Class'. The title 'KS2 English Grammar, Punctuation & Spelling' is prominently displayed in bold, purple and black text. Below the title is the CGP logo, which includes a cartoon character reading a book. The text 'Year 5' is highlighted in a purple box, and 'Targeted Question Book' is written below it. A yellow banner at the bottom left corner states 'Includes answers'.

Homework

- Children can also access TTRockstars from home.
- Set on a Friday and will be checked the following Thursday.
- Children are not kept in at lunchtimes to complete homework, unless you would like this to happen.

GAME TYPES

ON

TIMES TABLES
ROCK STARS

Play (k)



0:02 / 3:18 • Intro >



Reading and Planners

- ▶ Children should read at home regularly, at least three times a week minimum.
- ▶ Reading planners need to come into school everyday.
- ▶ Please sign your reading planner each week.
- ▶ Reading books are changed once a week if your child has finished the book.
- ▶ Children will also be able to take home a book of their own choice from the reading corner or school library.

Reading as much as possible at home is the most beneficial thing you can do to help your child with their academic progress

Your child may well bring home two books to read from school:

A 'levelled' reading scheme book.

Your child should be able to read this title largely independently. Less confident readers should always read them aloud with a grown-up however.

Many of the titles are available online on 'Reading Buddy.'

→ **and** →

A 'reading for pleasure' book of their own choosing, taken from:

Classroom collection of year group appropriate 'core' books

The school library - much wider range of books

Your child may enjoy sharing this book with a grown-up depending on age, ability and the book chosen.

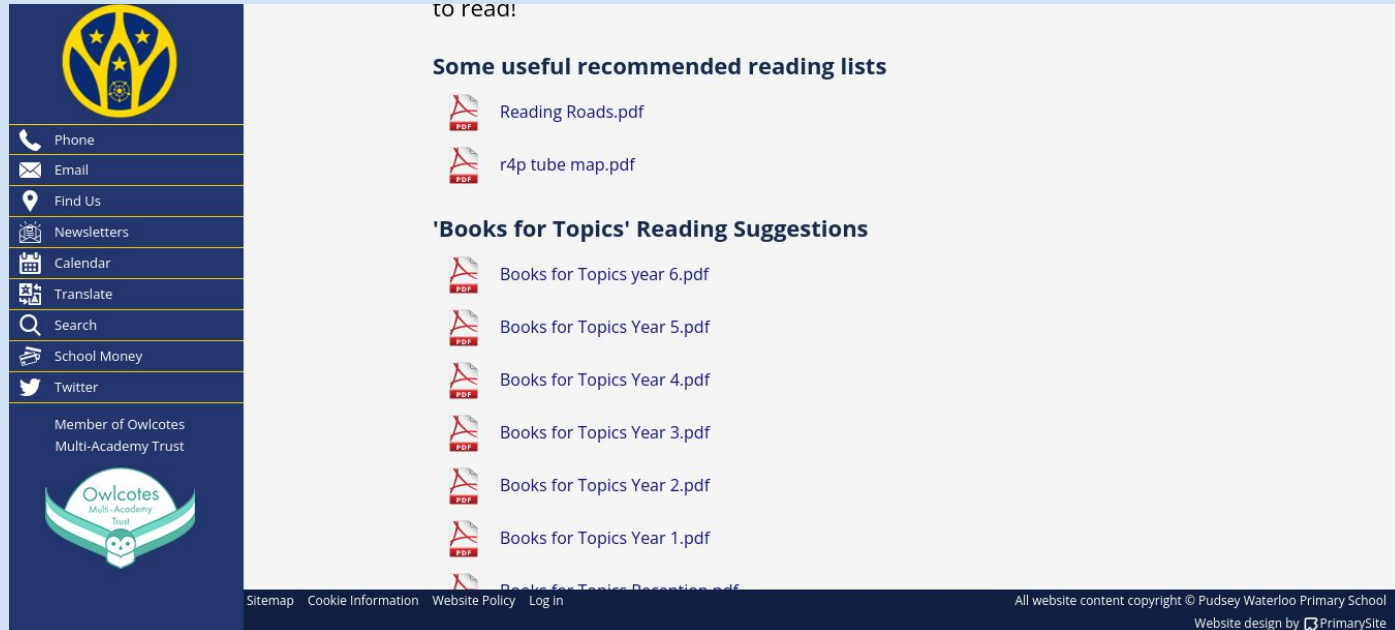
End of Year reading level expectations for Key Stage 2

Oxford Reading Level	End of Year Expectation
Level 8	
Level 9	
Level 10	
Level 11	
Level 12	
Level 13	Yr 3
Level 14	
Level 15	Yr 4
Level 16	
Level 17	Yr 5 <input type="text"/>
Level 18	
Level 19	Yr 6
Level 20	

Tips for reading with your child

The Recommended Reads section of the school's website has lots of resources for helping find new books and links to useful further websites:

<https://www.pudseywaterloo.co.uk/recommended-reading-lists-and-posters/>



The screenshot shows a website interface with a dark blue sidebar on the left containing navigation icons for Phone, Email, Find Us, Newsletters, Calendar, Translate, Search, School Money, and Twitter. Below these is the Owlcotes Multi-Academy Trust logo. The main content area is white and features the text 'to read!' followed by the heading 'Some useful recommended reading lists'. Under this heading are two PDF icons with the text 'Reading Roads.pdf' and 'r4p tube map.pdf'. Below that is the heading ''Books for Topics' Reading Suggestions' followed by a vertical list of seven PDF icons with text labels: 'Books for Topics year 6.pdf', 'Books for Topics Year 5.pdf', 'Books for Topics Year 4.pdf', 'Books for Topics Year 3.pdf', 'Books for Topics Year 2.pdf', 'Books for Topics Year 1.pdf', and 'Books for Topics Reception.pdf'. At the bottom of the page, there is a footer with 'Sitemap', 'Cookie Information', 'Website Policy', and 'Log In' on the left, and 'All website content copyright © Pudsey Waterloo Primary School' and 'Website design by PrimarySite' on the right.

School Uniform

Our school uniform colour is a combination of royal blue and grey/black. Most items can be bought from High Street shops. Items marked with a * below, some of which have the school logo on, are sold at Whitakers Schoolwear (Farsley).

For girls:

- Grey school skirt/pinafore dress/shorts/trousers or blue and white checked or striped dresses
- White blouse or white/blue polo shirt
- Royal blue sweatshirt* or cardigan*, without a hood, either plain or with the Waterloo logo
- Plain short or knee length socks (not over the knee) or black, navy or grey tights

Please note that skirts should be an appropriate length and of a style which allows girls to sit comfortably on the floor.

When girls wear shorts, even when these are worn over tights, they should also be of an appropriate length.

Three-quarter, calf length, leggings should not be worn.

For boys:

- Grey shorts or trousers not jogging bottoms
- White/blue shirt or polo shirt
- Royal blue jumper, without a hood, either plain or with the Waterloo logo*
- Plain socks
- Footwear for girls and boys should be plain black shoes or trainers. Girls may also wear plain black boots.
- Please name all school uniform.

Jewellery, Hair Ornaments, Makeup and Nail Varnish

- No jewellery
- Can wear studs in pierced ears, and small objects of religious significance. Children are required to remove these during PE lessons
- Teachers are not permitted to remove earrings.
- Hair bands, ribbons/bows or 'scrunchies' should be plain not too big.
- Make up and nail varnish should not be worn to school.
- The use of styling products should be kept to a minimum and children should not have decorative patterns cut into their hair or have hair coloured or dyed.

PE kit

P.E. Kit

Children in Years 1-6 will have a designated PE day for which they will come to school in their games/PE kit.

Children in reception need a change of clothes and footwear for P.E and a draw-string bag in which to keep the kit at school.

Children need to wear:

- Plain black/navy tracksuit (or the blue Waterloo branded hoodie)
- Plain white t shirt (or the blue Waterloo branded t.shirt)
- Outdoor trainers
- Plain black/navy shorts of an appropriate length
- Remove earrings on designated PE days - if newly pierced they can be covered (e.g. with plasters or tape) until they are able to be removed. Please do this at home.
- Tie up long hair.
- Please name all PE kit.



Pudsey Waterloo
Primary School

Trips

Jorvik Viking Centre - December 2nd 2025
Space Camp - 5LP - Thursday 19th March
5RH - Thursday 26th March



Pudsey Waterloo
Primary School

Shakespeare

A Shakespeare performance on Wednesday 4th March 2026. Children will have the opportunity to audition for roles if they would like to take part after half-term.

Rehearsals are held every Thursday from after Autumn half-term until the performance.

Rehearsals are led by Mr Hutchinson and Miss Reynard.

Wobble and Toddle

Wobble and Toddle is our parents and tots group. It runs every Monday morning in the hall from 9-11. Each session costs £2 per family.

If you fancy coming along for a chat, tea and toast whilst your little one plays and makes friends then please come and join us.





Friends of Waterloo

Friends of Waterloo is a PTA group run by parents and carers who organise fundraising events throughout the year.

Meetings are held on the first Monday of every month


If you are interested in being part of Friends of Waterloo or would like more information please contact the chair.

E mail

friendsofwaterloo2020@yahoo.com or

find us on Facebook.

Friends of Waterloo Upcoming Events



SEPT
24

6:30PM - 8:30PM

Pamper Evening

OCT
6

7 PM - 8 PM

PTA meeting

OCT
10

2PM - 3PM

Grandparents Cream
Tea

OCT
17

6PM - 8PM

Spooky Quiz Night

Back to Basics SKINCARE EVENING

WEDNESDAY 24TH SEPTEMBER
6:00-8:30PM

Ladies! you've survived the 6-week holidays...
now it's your turn!

Join us for a relaxed evening of pampering, prosecco & simple skincare tips to help you
feel refreshed and glowing again.

- ✿ Discover how to strip your skincare back to the essentials
 - ✿ Try gorgeous Tropic products with mini pamper treatments
 - ✿ Enjoy bubbles, nibbles & some well-deserved me-time in the ticket price
- Join Re: treat with Jenessa raising money for
Friends of Waterloo

