

Reading Meeting

Reception Parents

# Aims of the session

- What is phonics?
- Introducing Floppy's Phonics
- Importance of fluency
- How you can help at home

# Phonics

- At school we are using the Oxford Reading Tree series to take your child through the early stages of learning to read.
- We are using the Floppy's Phonics teaching programme, which is a step-by-step phonics reading scheme.
- It introduces the children to the letters and sounds (the alphabetic code) that are at the foundation of all reading and writing.
- In Reception we teach levels 1+ - level 3.
  
- Watch video of pure sounds [Pronouncing sounds](#)

It is really important to teach children the pure sounds when learning through phonics.

# Phonics definitions

## Phoneme

a single sound - can be made using more than one letter

e.g. s, k, z, oo, ph



zebra



king



sun



elephant



book

# Phonics definitions

## Grapheme

a written sound  
e.g. **a**, **l**, **sh**, **air**, **ck**



**ant**



**duck**



**chair**



**lamp**



**ship**

# Phonics definitions

## Digraph

2 letters that make a  
single sound

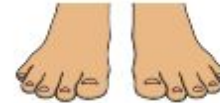
e.g. **ee**, **oa**, **ea**, **ch**, **ay**



reading



coat



feet



crayon



chick

# Phonics definitions

## Trigraph

3 letters that make a  
single sound  
e.g. ear, air, igh, dge, tch



watch



fridge



hair



beard



night

# Phonics definitions

## Split Digraph

2 letters, which work as a pair to make one sound, but are separated within the word  
e.g. a-e, e-e, i-e, o-e, u-e



bone



cube



mice



























cake



swede












# Level 1+

## Level 1+

<b>s</b>  sun	<b>a</b>  apple	<b>t</b>  teddy	<b>p</b>  pan
<b>i</b>  insect	<b>n</b>  net	<b>m</b>  man	<b>d</b>  dog
<b>g</b>  gate	<b>o</b>  octopus	<b>c</b>  cat	<b>k</b>  key
<b>-ck</b>  duck	<b>e</b>  egg	<b>u</b>  umbrella	<b>r</b>  rabbit
<b>h</b>  hat	<b>b</b>  bone	<b>f</b>  fish	<b>-ff</b>  cuff
<b>l</b>  lion	<b>-ll</b>  hill	<b>-le</b>  bottle	<b>-ss</b>  dress








# Level 2

## Level 2

<b>j</b>  jug	<b>v</b>  van	<b>w</b>  web	<b>-x</b>  fox
<b>y</b>  yo-yo	<b>z</b>  zip	<b>-zz</b>  buzz	<b>qu</b>  queen
<b>ch</b>  chick	<b>sh</b>  ship	<b>th</b>  this thumb	<b>-ng</b>  ring
<b>-dge</b>  bridge	<b>-ve</b>  glove	<b>wh</b>  wheel	<b>-cks</b>  ducks
<b>-tch</b>  hatch	<b>-nk</b>  ink		

# Level 3

## Level 3

<b>ai</b>  aim	<b>ee</b>  eel	<b>-igh</b>  knight	<b>oa</b>  goat
<b>-oo</b>  cook	<b>oo</b>  spoon	<b>ar</b>  arm	<b>or</b>  fork
<b>ur</b>  purse	<b>ow</b>  owl	<b>oi</b>  oil can	<b>ear</b>  ear
<b>air</b>  hair	<b>-er</b>  builder	<b>er</b>  herbs	<b>-ue</b>  rescue
<b>-ue</b>  glue	<b>-ure</b>  pure	<b>-ture</b>  picture	

# Helpful words

Helpful words are words that are non-decodable at the point they first appear in Floppy's Phonics.

Oxford Level	Sounds Book*	Helpful Words
1+	2	I
	4	the to
	5	of
	6	into no go
2	7	she we he
	8	you
	9	was they all
	10	me her
3	13	are again
	15	be

# Floppy's Phonics

- Children are introduced to 2-3 sounds per week
- Each sound is taught over 2 sessions

Session 1 is introducing the sound to the whole class on the carpet using the interactive slides.

Show example of interactive session

<https://www.oxfordowl.co.uk/api/interactives/28370.html>

# Floppy's Phonics

Session 2 is small group work using the sheet that you are all now familiar with.

Show example of session 2



# Floppy's Phonics

Name ..... Date .....

ck

Say the sound. Trace the letters.



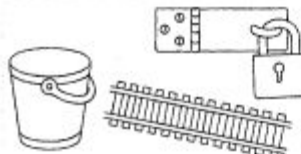
Say the word. Listen for the /k/ sound.

sack pick pack kick  
tick-tock sock clock  
snack stack sticks stock

Sound out and blend to read the words.

ck ck ck ck

Say the sound. Trace the letters. Write the letters.



Say the words. When can you hear the /k/ sound?

Draw something ending in ck.



p i n m d g o c k -ck

# Floppy's Phonics

/k/ -ck

A cat is in a sack.

Pick the socks to pack, Tom!

# Floppy's Phonics

What's new about this?

Name ALEXIS

Date 12.9.22

43

ai

Say the sound. Trace the letters.



Say the word. Listen for the /ai/ sound.

aim aid rain tail maid

paid sail wait pain nails

snail trail train paint

Sound out and blend to read the words.

ai ai aiaiaiaiaiaiaiaia

Say the sound. Trace the letters. Write the letters.



Say the words. When can you hear the /ai/ sound?

Active  
brush

Draw something with the /ai/ sound left in it.




-ve wh -cks -tch -nk ai

# Floppy's Phonics

Level 2 Activity Sheet 43

Name ALEXIS Date 11.9.21

ai 

Say the sound. Trace the letters.

rain  
pail  
snail

Level 3

The maid was paid to fix the main sail.

The snail left a trail from the pail to the drain again.

# Importance of Fluency

- Reading with and for meaning. If the children can't achieve this, they can't comprehend the text they are reading.
- It is a combination of reading speed, accuracy, expression and understanding of the text.
- A way to achieve fluency is repeated re-reading until the standard of fluency required is achieved.
  
- A way to develop fluency could be:
  - Read the text purely sounding out if needed
  - Read with expression
  - Read and answer questions

# How to help at home

## Reading Books

- 1 x fully decodable book will be sent home on the day your child reads in school with an adult - this will happen around Christmas once your child is blending and unlocked enough sounds
- 1 x reading for pleasure book every Wednesday which you will keep for the week to share and model expression - this will be from October half term

# How to help at home

## Extra Practice Zone

- Your child will be familiar with this as it is the same interactive board that will have done in class.

Log in as a child and show example on how to use it

- Log-in details will be inside your child's Reading record (green book) which we will send home this week

# How to help at home

## Phonics Sheet and Cumulative Reads

- Every Friday, your child will receive 2 sound sheets to practise at home. These need to be returned to school by the following Wednesday.
- Cumulative reads will also be sent on a Friday. These are sentences that contain words with the sounds practised that week. These will be sent out once the children have unlocked enough sounds.
- Helpful words will be sent home once they have been taught in school. These will be stuck in your child's reading record for you to practise at home
- Please only practise writing lower case letters apart from a capital letter at the beginning of their names