



Pudsey Waterloo
Primary School

Welcome to Year 5

2024-2025



Pudsey Waterloo
Primary School

Who's Who

5RH Class Teacher: Mr Hutchinson

5RM Class Teacher: Mr McNulty

**Supporting Adults: Mrs Nesbitt, Mrs
Nichol, Mr Babij, Mrs Lal**

Safeguarding Team

Meet the Safeguarding Team

Support for our children and their families.



Mr Parker



Mr White



Mrs Booth



Mrs Watson



Mrs Jordan



Pudsey Waterloo
Primary School

History and Geography

Autumn Term - **History** - Anglo-Saxons and
Vikings

Spring Term - **Geography** - Rainforests

Summer Term - **History** - Ancient Maya

Geography - Volcanoes



Pudsey Waterloo
Primary School

Science

Autumn Term - Living things and their habitats,
Properties and changes to materials

Spring Term - Earth and Space, Forces

Summer Term - Animals including humans

Knowledge Organisers

Key information:

- The Romans withdrew from Britain around 410 AD and Anglo-Saxons invaded!
- The Anglo-Saxons created 7 Kingdoms.
- Anglo-Saxon and Viking words are still used today in place names and days of the week.
- The Vikings came from Scandinavia (Norway, Denmark and Sweden) and invaded Lindisfarne in Northern England.
- Vikings travelled by long ships.
- Vikings and Anglo-Saxons were of Pagan religion but converted to Christianity.
- King Alfred the Great became the first King of England.
- Bede and Gildas were monks who wrote about life in Anglo-Saxon Britain and the leaders of Britain.
- Anglo Saxons were famous for their oral story traditions. One famous legend from this time was Beowulf.

Year 5 Knowledge Organiser

Anglo-Saxons and Vikings



What to talk to your child about:

- Who were the Anglo Saxons and Vikings?
- Where did the Anglo Saxons and Vikings come from?
- When did the Anglo Saxons and Vikings invade and settle England?
- How did the Anglo Saxons and Vikings live?
- Who invented England?

Key Vocabulary

Anglo-Saxon	The name of the people who travelled from Germany and South Denmark and settled in Britain.
migration	Movement from one place to another in order to settle there.
Pagan	A person holding religious beliefs other than those of the main world religions. Someone who believes in many Gods.
invade	An armed force enters a country or region in order to occupy it.
settler/settlement	People who migrate to a new place. When people start a community this is called a settlement .
artefacts	An object from the past, which shows what life was like.

Key dates

<p>AD 449</p> <p>Anglo-Saxon invaders arrive in Britain.</p>	<p>AD 600</p> <p>Anglo-Saxons gradually take over England.</p>	<p>AD 793</p> <p>The Vikings attack from Norway.</p>
<p>AD 871</p> <p>Alfred the Great becomes King of Wessex.</p>	<p>AD 924</p> <p>Athelstan becomes the King of Wessex.</p>	<p>AD 937</p> <p>Athelstan defeats rebels in battle.</p>
<p>AD 939</p> <p>The Vikings invade England and take back the north.</p>	<p>AD 1042</p> <p>Edward the Confessor becomes king.</p>	<p>AD 1066</p> <p>King Harold is killed in the Battle of Hastings.</p>

Knowledge Organisers



Year 5 – Living Things and their Habitats



Key Vocab

Mammal – A kind of animal that is warm-blooded, has hair or fur and gives birth to live young

Amphibian – A kind of animal that can live on land and in water, has moist skin, is cold-blooded and lays eggs

Bird – A kind of animal that has feathers, wings and a beak, is warm-blooded and lays eggs

Insects – A kind of animal with a body in three sections and six legs, is cold blooded and lays eggs

Metamorphosis – A process of change some animals go through to become adults (for example, caterpillars metamorphosing into butterflies)

Gestation – The period of time that a mammal carries her offspring inside her body before giving birth

Life cycle – The cycle of stages animals go through that includes birth, growth and reproduction

Phenologist – A scientist who studies life cycles

Reproduction – Living things creating other living things

Sexual reproduction – Reproduction involving two parents (most animals and some plants reproduce this way)

Asexual reproduction – Reproduction involving one parent only (some plants reproduce this way)

Life cycles of a mammal, insect, bird and an amphibian

Life cycle of a mammal

- Live young born
- Grow from babies to adults
- Reproduce
- Live young born



Life cycle of an insect

- Egg
- Growth to adult or metamorphosis to adult
- Reproduce
- Egg



Life cycle of a bird

- Egg
- Growth to adult
- Reproduce
- Egg



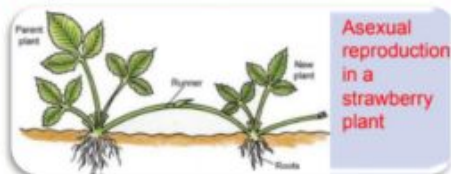
Life cycle of an amphibian

- Egg in water
- Growth to adult
- Reproduce
- Egg in water



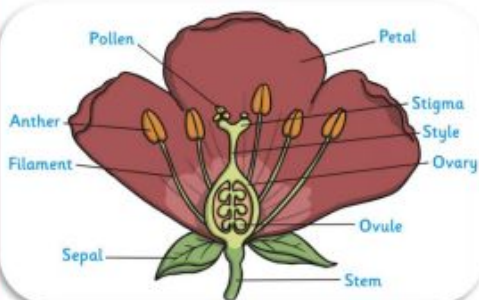
Asexual Reproduction in Plants

Some plants can reproduce asexually, and do not need two parent plants. There are different ways plants can do this, including when part of a plant breaks off and starts to grow again by itself, or when the plant sends out runners.



Sexual Reproduction in Plants

Some plants require **pollination** to happen in order to reproduce (create more seeds). This is when pollen from the anther of one flower sticks to the **stigma** of another flower of the same species, travels down the **style**, fertilises an **ovule** in the **ovary** and becomes a seed.





Pudsey Waterloo
Primary School

Class Novels

Autumn Term - *Beowulf* by Michael Morporgo

Coraline by Neil Gaiman

Spring Term - *Holes* by Louis Sachar

Summer Term - *Journey to Jo'burg* by Beverley
Naidoo



Pudsey Waterloo
Primary School

Timetable

Wednesday- (Until end of October) PE

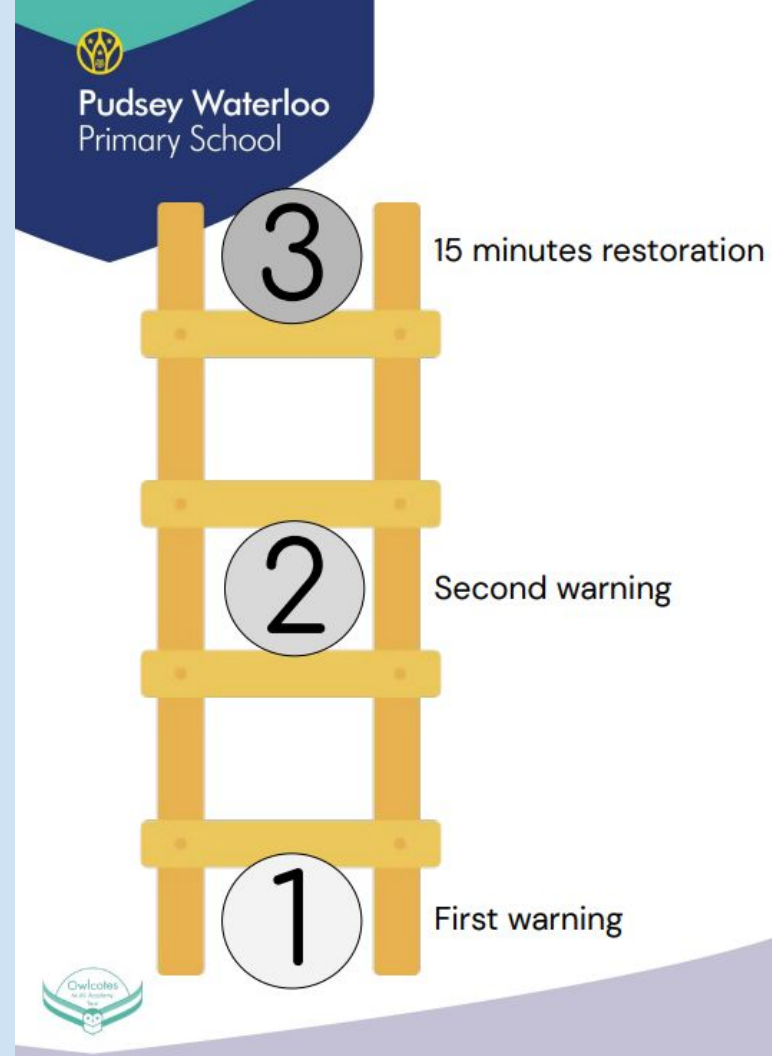
Thursday - Homework due in

Thursday - Guitar (provided)

Friday - Homework set

Planners checked weekly

- Every child starts off the ladder.
- Verbal reminder prior to moving onto level 1.
- Children kept behind after class to discuss actions and next steps.





Pudsey Waterloo
Primary School

Homework

Ed Shed

Spelling Shed

Maths Shed

SPaG

The screenshot shows the EdShed website interface. At the top, the EdShed logo features a cartoon bee. Below the logo are three main sections: 'Assignments' (Games set for you), 'Challenges' (Challenge others to play), and 'Leagues' (Player and class leagues). Each section has a blue 'View >' button. Below these sections is a search bar with a '#' symbol and the text 'Enter 6-digit hive code to join game', followed by a blue 'Join' button. At the bottom, there are two large, colorful buttons for 'Spelling Shed' and 'Phonics Shed', each with a 'Play!' button and a play icon.

The cover of the 'KS2 English Grammar, Punctuation & Spelling' Targeted Question Book. It features the CGP logo at the top, which includes a cartoon character reading a book. Below the logo, it says 'Year 5' in a purple box. The title 'KS2 English Grammar, Punctuation & Spelling' is prominently displayed. At the bottom, it says 'Targeted Question Book' and 'Includes answers' in a yellow banner.

Homework

- Children can also access TT Rockstars from home.
- Set on a Friday and will be checked the following Thursday.
- Homework club will be every Thursday for pupils who haven't managed to complete the week's tasks
- If you **do not** wish your child to take part in Homework Club, please let us know

Reading and Planners

- ▶ Children should read at home regularly, at least three times a week minimum.
- ▶ Reading planners need to come into school everyday.
- ▶ Please sign your reading planner each week.
- ▶ Reading books can be always changed on any day once the child has finished the book.
- ▶ Children will also be able to take home a book of their own choice from the reading corner or school library.

Reading as much as possible at home is the most beneficial thing you can do to help your child with their academic progress

Your child may well bring home two books to read from school:

A 'levelled' reading scheme book.

Your child should be able to read this title largely independently. Less confident readers should always read them aloud with a grown-up however.

Many of the titles are available online on 'Reading Buddy.'

→ **and** →

A 'reading for pleasure' book of their own choosing, taken from:

Classroom collection of year group appropriate 'core' books

The school library - much wider range of books

Your child may enjoy sharing this book with a grown-up depending on age, ability and the book chosen.

End of Year reading level expectations for Key Stage 2

Oxford Reading Level	End of Year Expectation
Level 8	
Level 9	
Level 10	
Level 11	
Level 12	
Level 13	Yr 3
Level 14	
Level 15	Yr 4
Level 16	
Level 17	Yr 5 <input type="text"/>
Level 18	
Level 19	Yr 6
Level 20	

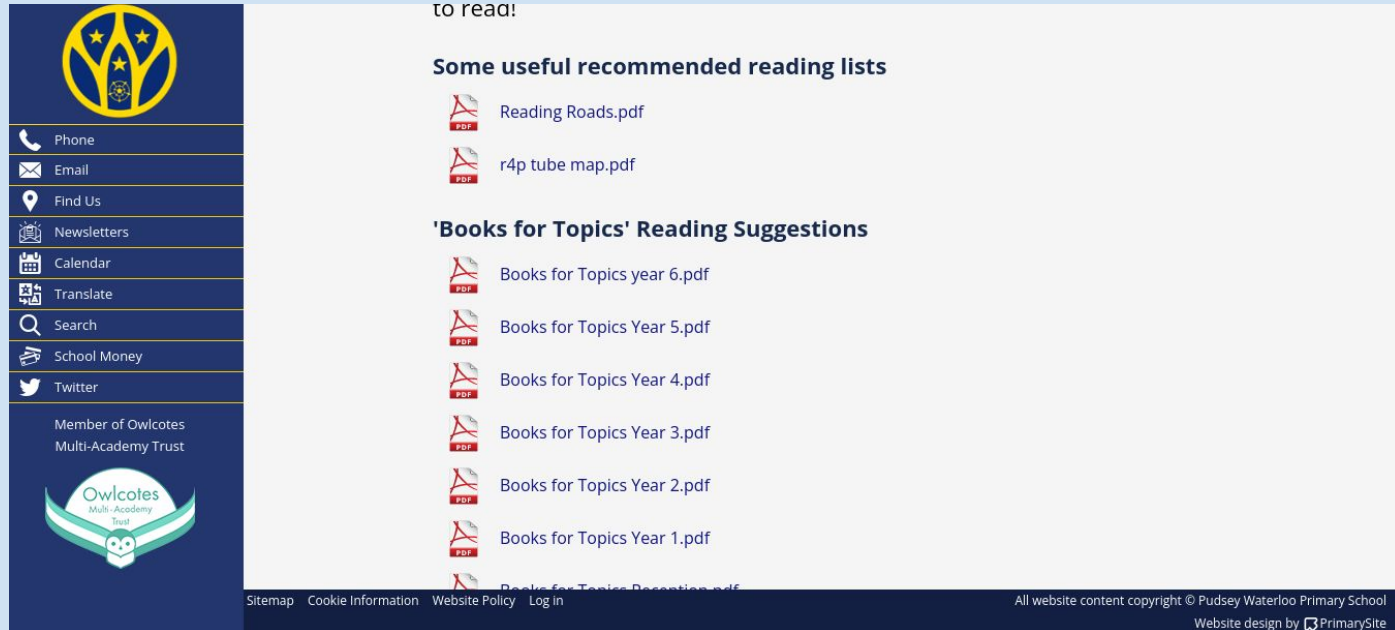
More information on the website here:

<https://primarysite-prod-sorted.s3.amazonaws.com/pudsey-waterloo/UploadedDocument/9a95bbfd-935c-4ddf-aed3-15e17fa28dd3/reading-at-home-guidance-2023-24-1.pdf>

Tips for reading with your child

The Recommended Reads section of the school's website has lots of resources for helping find new books and links to useful further websites:



<https://www.pudseywaterloo.co.uk/recommended-reading-lists-and-posters/>










The screenshot shows a website interface with a dark blue sidebar on the left containing navigation icons for Phone, Email, Find Us, Newsletters, Calendar, Translate, Search, School Money, and Twitter. Below these is the Owlcotes Multi-Academy Trust logo. The main content area is white and features the text 'to read!' followed by the heading 'Some useful recommended reading lists'. Under this heading are two PDF icons with the text 'Reading Roads.pdf' and 'r4p tube map.pdf'. Below that is the heading ''Books for Topics' Reading Suggestions' followed by seven PDF icons with text labels for 'Books for Topics year 6.pdf' through 'Books for Topics Year 1.pdf'. At the bottom of the page, there is a footer with 'Sitemap', 'Cookie Information', 'Website Policy', 'Log In', and 'All website content copyright © Pudsey Waterloo Primary School. Website design by PrimarySite'.

to read!

Some useful recommended reading lists

-  Reading Roads.pdf
-  r4p tube map.pdf

'Books for Topics' Reading Suggestions

-  Books for Topics year 6.pdf
-  Books for Topics Year 5.pdf
-  Books for Topics Year 4.pdf
-  Books for Topics Year 3.pdf
-  Books for Topics Year 2.pdf
-  Books for Topics Year 1.pdf
-  Books for Topics Reception.pdf

Sitemap Cookie Information Website Policy Log In All website content copyright © Pudsey Waterloo Primary School Website design by PrimarySite

School Uniform

Our school uniform colour is a combination of royal blue and grey/black. Most items can be bought from High Street shops. Items marked with a * below, some of which have the school logo on, are sold at Whitakers Schoolwear (Farsley).

For girls:

- Grey school skirt/pinafore dress/shorts/trousers or blue and white checked or striped dresses
- White blouse or white/blue polo shirt
- Royal blue sweatshirt* or cardigan*, without a hood, either plain or with the Waterloo logo
- Plain short or knee length socks (not over the knee) or black, navy or grey tights

Please note that skirts should be an appropriate length and of a style which allows girls to sit comfortably on the floor.

When girls wear shorts, even when these are worn over tights, they should also be of an appropriate length.

Three-quarter, calf length, leggings should not be worn.

For boys:

- Grey shorts or trousers not jogging bottoms
- White/blue shirt or polo shirt
- Royal blue jumper, without a hood, either plain or with the Waterloo logo*
- Plain socks

- Footwear for girls and boys should be plain black shoes or trainers. Girls may also wear plain black boots.
- Please name all school uniform.

Jewellery, Hair Ornaments, Makeup and Nail Varnish

- No jewellery
- Can wear studs in pierced ears, and small objects of religious significance. Children are required to remove these during PE lessons
- Teachers are not permitted to remove earrings.
- Hair bands, ribbons/bows or 'scrunchies' should be plain not too big.
- Make up and nail varnish should not be worn to school.
- The use of styling products should be kept to a minimum and children should not have decorative patterns cut into their hair or have hair coloured or dyed.

PE kit

P.E. Kit

Children in Years 1-6 will have a designated PE day for which they will come to school in their games/PE kit.

Children in reception need a change of clothes and footwear for P.E and a draw-string bag in which to keep the kit at school.

Children need to wear:

- Plain black/navy tracksuit (or the blue Waterloo branded hoodie)
- Plain white t shirt (or the blue Waterloo branded t.shirt)
- Outdoor trainers
- Plain black/navy shorts of an appropriate length (Summer term)
- Remove earrings on designated PE days - if newly pierced they can be covered (e.g. with plasters or tape) until they are able to be removed. Please do this at home.
- Tie up long hair.
- Please name all PE kit.



Pudsey Waterloo
Primary School

Trips

Bolton Abbey - Water cycle/ Rivers - 1st October

Jorvik Viking Centre - Monday 2nd December.

Space Camp - 5RM - Thursday 6th March

5RH - Thursday 20th March

Stockeld Park Trip

To celebrate Adventure Week this year, all children from Reception to Year 6 will be going on a trip to Stockeld Park.

Stockeld Park has a range of adventurous activities and playgrounds and we are excited for children to have the opportunity to play with one another in such an exciting setting.

The trip will cost £15 per child.

Years 2, 3 and 4 will be going on the 20th May

Reception and Year 6 will be going on the 21st May

Years 1 and 5 will be going on the 22nd May



Lion The Witch and The Wardrobe - KS2

Y3 and Y4 - Tuesday 26th November

Y5 and Y6 - Thursday 28th November

The trip will be £15 per child.





Pudsey Waterloo
Primary School

Shakespeare

There will be a Shakespeare performance in Spring Term. Children will have the opportunity to audition for roles if they would like to take part after half-term.

12th March 2025



PUDSEY WATERLOO
PRIMARY SCHOOL



Member of Owlcotes
Multi-Academy Trust



Is your child starting school in September 2025?

**If so, come and find out about
all the exciting learning at Pudsey Waterloo.**

Opening Evening:

Wednesday 18th September

6pm-7pm

Open Morning

Wednesday 25th September

9:30am - 10:30am

If you can't make these dates just contact the school office to arrange a visit.

Tel: 0113 323 0342 www.pudseywaterloo.co.uk

Pudsey Waterloo Primary School Victoria Road, Pudsey LS28 7SR

Wobble and Toddle

Wobble and Toddle is our parents and tots group. It runs every Monday morning in the hall from 9-11. Each session costs £2 per family.

If you fancy coming along for a chat, tea and toast whilst your little one plays and makes friends then please come and join us.



Asda rewards



If you shop with Asda Rewards, you can now opt in to collect for Pudsey Waterloo Primary School. Every time you shop with Asda Rewards from 2nd September to 30th November, Asda will donate 0.5% of your total spend to a primary school of your choice. Plus, Asda will pop £1 into your school's Cashpot every time someone opts in. This money will go towards funding our playground development and resources for our children. We have already raised over £150! To take part, download the Asda Rewards app and click on 'Cashpot for Schools' to select Pudsey Waterloo as your chosen school.



Friends of Waterloo

Friends of Waterloo is a PTA group run by parents and carers who organise fundraising events throughout the year.

Meetings are held on the first Monday of every month

If you are interested in being part of Friends of Waterloo or would like more information please contact the chair.

E mail friendsofwaterloo2020@yahoo.com or find us on Facebook.