

# Welcome to Year 3

## Year 3 Team:

Mrs Walker/Mr Powell and Mrs Thompson - 3PW

Mrs Dixon and Mrs Kumar - 3FD



# Homework

- Homework is given on **Fridays**. This will be completed on **EdShed** or in their grammar books. It needs to be handed in the following **Thursday**.
- There will be a homework club on Thursday lunchtime for any children who would prefer to complete their task at school.
- Children will change their reading books when necessary.
- Children will be expected to read their banded book **3 times per week at least**.

# Reading Journal

- Children will have a reading journal, similar to last year. However, it is the child's responsibility to complete the section in the comments **3 times a week**.
- Parents can also add their initials, once they have read with their child.
- It needs to be in school every day, with their banded book. This is because we use this book for reading in school with adults as well.

# Reading Book Bands

- In Key Stage Two there are Books Band colours and levels that are different to Key Stage 1 (brown 8, brown 9, brown 10 and brown 11)
- When your child is ready, they will be moved onto the KS2 book bands, which start on brown.
- Grey 13 is the expected level for the end of Y3.

## Your child may well bring home two books to read from school:

A 'levelled' reading scheme book.

Your child should be able to read this title largely independently. Less confident readers should always read them aloud with a grown-up however.

*Many of the titles are available online on 'Reading Buddy.'*

and

A 'reading for pleasure' book of their own choosing, taken from:

Classroom collection of year group appropriate 'core' books


The school library - much wider range of books

Your child may enjoy sharing this book with a grown-up depending on age, ability and the book chosen.

# End of Year reading level expectations for Key Stage 1

Oxford Reading Level	End of Year Expectation
Level 1	
Level 1+	
Level 2	
Level 3	Reception
Level 4	
Level 5	
Level 6	Yr 1
Level 7	
Level 8	
Level 9	
Level 10	Yr 2
Level 11	

# End of Year reading level expectations for Key Stage 2

Oxford Reading Level	End of Year Expectation
Level 8	
Level 9	
Level 10	
Level 11	
Level 12	
Level 13	Yr 3
Level 14	
Level 15	Yr 4
Level 16	
Level 17	Yr 5 
Level 18	
Level 19	Yr 6
Level 20	

# Tips for reading with your child

- Important to read together
- Take it in turns
- No distractions
- Discuss difficult words
- Share your thoughts

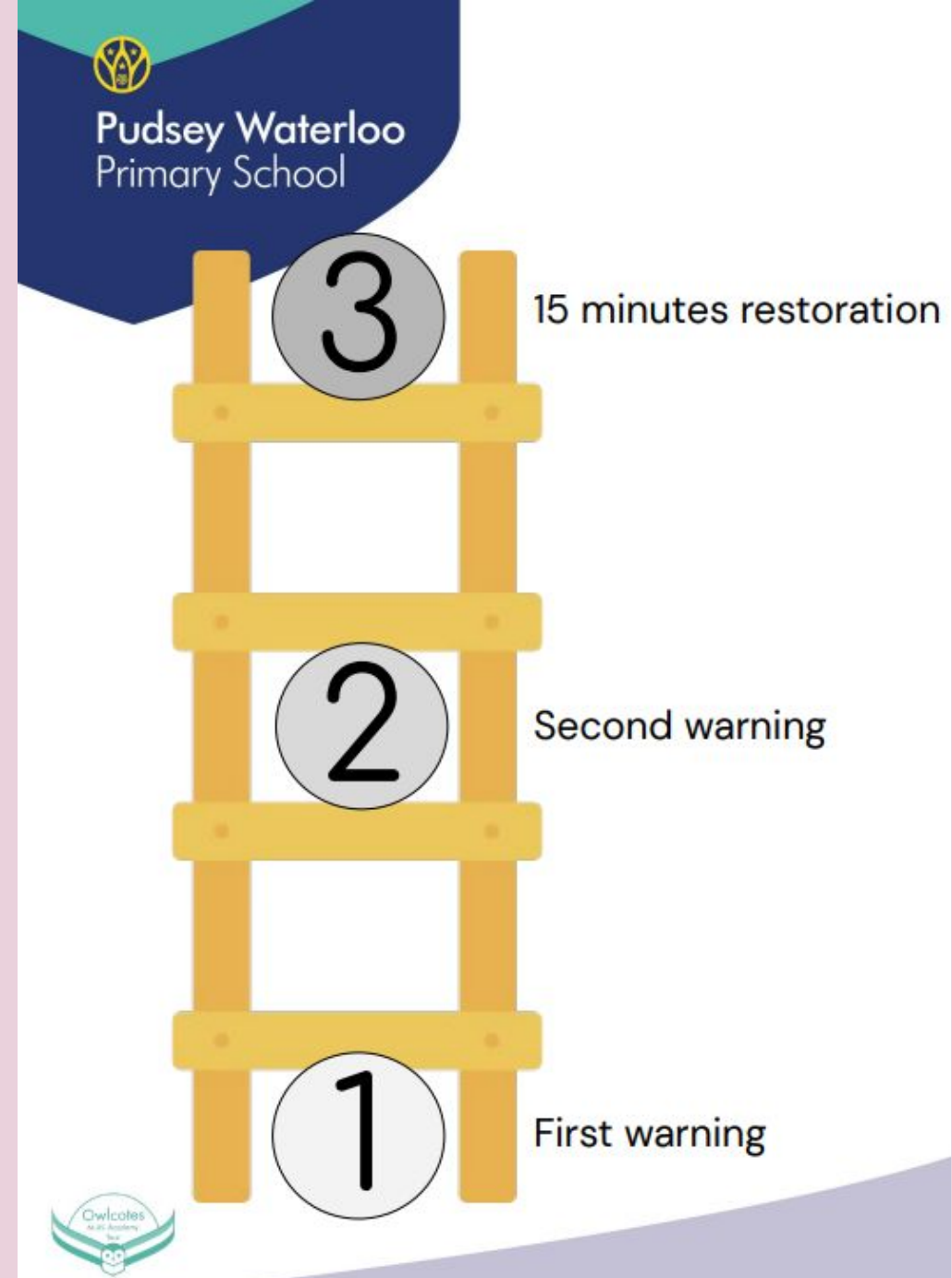


More information on the website here:

<https://primarysite-prod-sorted.s3.amazonaws.com/pudsey-waterloo/Uploaded/35c-4ddf-aed3-15e17fa28dd3/reading-at-home-guidance-2023-24-1.pdf>

# Behaviour

- We have a behaviour policy that we call “The Ladder”.
- Every child starts off the ladder.
- Children receive a verbal reminder prior to moving onto level 1.
- Children are kept behind after class to discuss actions and next steps if they get onto level 3.



# Merits

Your child can receive a merit for great work or attitude and this will be recorded in their Reading Journal (at the front):

25 merits = Bronze Certificate

50 merits = Silver Certificate

75 merits = Gold Certificate

100 merits = Platinum Certificate



# Uniform

During a normal school day, children need to wear school uniform including black school shoes.

PE KIT: To be worn on Thursday. The PE kit should be: a plain black/navy blue tracksuit with a plain white t-shirt and trainers (shorts if weather permitting).

Please cover earrings with plasters on this day or, ideally, remove them before coming to school.

# Snack





## Year 3



### Literacy

#### Autumn

**Genres:** Narrative, character description, instructions

**Texts:** Story Path, Stone Age Boy, George's Marvellous Medicine, From a Railway Carriage,

#### Spring

**Genres:** Stories with a dilemma, setting description, non-chronological report, recipe, persuasive leaflet,

**Texts:** Hansel and Gretel, Iron Man

#### Summer

**Genres:** Diary entry, poetry, persuasive letter

**Texts:** Planet Omar, Edward Lear's Nonsense Poetry, The Dragon Who Ate Our School

### Maths

#### Autumn

Number: Place Value, Addition and Subtraction, Multiplication and Division

#### Spring

Number: Multiplication and Division, Fractions

Measurement: Mass and Capacity, Length & Perimeter

#### Summer

Number: Fractions

Measurement: Money, Time,

Geometry: Properties of Shapes

Statistics: Pictograms

### Science

#### Autumn

Rocks and Soils

Forces and Magnets

#### Spring

Animals Including Humans

Plants

#### Summer

Light

### History

#### Autumn:

Stone Age to Iron Age

#### Summer:

Ancient Egypt

### Geography

#### Spring:

Spain: European Country Study

#### Summer:

Earthquakes



## Art

### Autumn:

#### Stone Age Art:

Colour mixing and painting

### Spring:

Artist Study: Gaudi. Collage

#### Watercolours

### Summer:

Pencil sketching and shading

## DT

### Autumn

Banish broken biscuits projects (structures)

### Spring

Spanish foods (cooking)

### Summer

Moving history book (mechanisms and mechanical systems)

## PE/Games

### Autumn 1

Basketball Tag Rugby

### Autumn 2

Handball Hockey

### Spring 1

Football Cricket

### Spring 2

Tennis Dance

### Summer 1

Rounders Gymnastics

### Summer 2

OAA Athletics

## Owlcotes Elements



## Theme Weeks

### Autumn

Art Week

### Spring

Owlcotes Literature Festival

### Summer

Adventure Week, Healthy Heart Week

## Computing

### Autumn

Programming  
Computational Thinking

### Spring

Creativity - Presentation  
Computer Networks - vlogging

### Summer

Communication and collaboration.  
Productivity - opinion pollsters

## Music and Spanish

### Music

The Recorder, Singing, The Beatles, Motown, Debussy

### Spanish

#### Autumn:

Greetings, numbers to 10, classroom instructions, Christmas

#### Spring

Colours, fruits, foods, Easter

#### Summer

Days and months, Revision of learning

## RE and PSHE

### Autumn

PSHE - Tobacco, bullying

RE - Christian belief in good life, beliefs through arts.

### Spring

PSHE - Strengths and challenges, differences.

RE - Jewish religion

### Summer

PSHE - Saving and spending, What helps me choose?

RE - Who can inspire us?

## Visits & visitors

Leeds Discovery Centre  
Stone Age Man Visit  
Leeds City Museum  
Climbing Depot

## Year 3 KIRFs (taught throughout the year)

To know all multiplication and division facts for 3, 4 and 8 x table

To know + and - facts for number pairs to 100.



# Maths Shed and TTRockstars:

Maths Shed - interactive Maths website.

Times Table Rockstars – Times Table practise.

# Year 3: History– Stone age to Iron age

## HISTORICAL CONTEXT in Britain

STONE AGE  
15,000BC -  
3000BC



BRONZE AGE  
3,000BC -  
800BC



IRON AGE  
800BC -  
54BC



FIRST ROMAN  
INVASION  
54BC



FINAL ROMAN  
INVASION  
43AD



## WHERE?



STONE HENGE

WILTSHIRE,  
ENGLAND

A stone monument built during the Stone and Bronze ages which was home to religious ceremonies.



SKARA BRAE

ORKNEY ISLANDS,  
SCOTLAND

A remains of a settlement built during the Stone Age. Proven to be older than Stonehenge and the Pyramids!

## KEY VOCABULARY:

**bronze:** copper and tin are melted together to make a metal called bronze

**century:** a period of 100 years

**gather:** collect things together

**settler:** People who migrate to a new place

**settlement:** When people start a community, this is a settlement

**trade:** the activity of buying, selling, or exchanging goods or services

**remains:** traces of the past

**nomads:** People who go from place to place with no permanent home.

**extinct:** When a species of animal no longer exists it is extinct.

## WHAT?

Stone age began



2.5 million

First cave paintings



13,000BC

The use of farming begins



4,500BC

Pottery made and used for the first time.



4,000BC

Bronze age began



3,000BC

Stonehenge begins to be built



3,000BC

The first copper mines are dug.



1,800BC

The first metal tools are made.



1200BC

Iron age began



800BC

Hill forts are created.



800BC



## Forces and Magnets



- A **force** is a push or a pull.
- **Friction** is a stopping force.
- Things move differently on different surfaces (e.g. table, carpet, cardboard, lino, concrete) depending upon the amount of friction they exert on the object moving over them .
- You can not see forces but you can sometimes see and feel the effects of them.
- **Contact forces** are created when objects touch each other. Non-contact forces such as magnetism can happen at a distance, without touching.
- **Magnets can attract** (pull) and **repel** (push) each other.
- Magnets have a **north pole** and a **south pole**.
- When opposite poles meet the magnets will attract, when the same pole meets they repel.

### Tier 2 Vocabulary

**Force** – A push or pull upon an object.

**Friction** – A force that slows down an object moving over the surface of another.

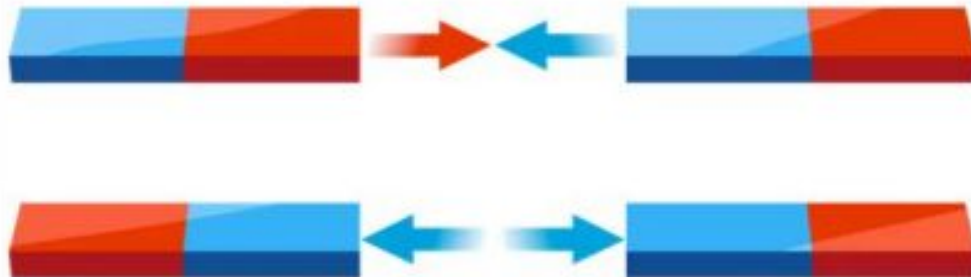
### Tier 3 Vocabulary

**Contact force** - A force that can only work when the objects are touching.

**Non contact force** - A force that can work when the objects aren't touching.



This is a contact force. The man would need to touch the trolley to make it move. .



A compass pointing towards north.

# Ways to support your child

- Ensure they complete their homework each week.
- Ensure they read to you at least three times a week and it is recorded in their Reading Journal.
- Children can access Times Table Rock Stars to further improve times tables speed and accuracy (focus on 2s, 5s, 10s, 3s, 4s and 8s).
- Keep checking the Year 3 class page of the school website for more information about what your child has been up to (e.g. photos, key dates and curriculum map)



# Friends of Waterloo

Friends of Waterloo is a PTA group ran by parents and carers who organise fundraising events throughout the year.

If you are interested in being part of Friends of Waterloo or would like more information please see contact the chair.

e-mail: [friendsofwaterloo2020@yahoo.com](mailto:friendsofwaterloo2020@yahoo.com) or find us on Facebook.